



Construction Equipment Co.

# 102x115 (40" x 45") IMPACT CRUSHER Track Mobile



Radio Controlled (opt)

## 102x115 Track Mobile Impactor Features

Dual Adjustable Curtains

Replaceable Chute Liners

Bearings - 130mm x 280mm

Balanced Rotor

Three Rows of Blow Bars

830 lbs of Blow Bars Per Row

Top Loading Blow Bars

Hydraulic Debrider

4" x 8" Backing Bar - Replaceable Seats

Hydraulic Hood Opening

Chrome Moly 8.1" Shaft

Heavy Duty Rotor

Wind Stripper Bars

Fixed Exit Curtains

**HYDRAULIC SELF ADJUSTING CLUTCH WITH PUSH BUTTON STARTUP**



Construction Equipment Co.

102x115 (40" x 45")

# IMPACT CRUSHER

Track Mobile



Hydraulic Hopper Flairs Operate Independently



Water Tank

Dust Suppression - Seven Misting Spray Bars



Radio Controlled (Opt'l)  
BUILT IN AMERICA

# 102x115 (40" x 45")

## IMPACT

# CRUSHER

Track Mobile

### DUST CONTROL SYSTEM

250 Gal. Built In Water Tank  
160 PSI Water Pump  
Seven Spray Bars  
High Pressure Atomizing  
Spray Nozzles  
**KILLS THE DUST!**

### FRONT CONVEYOR

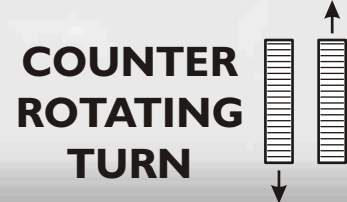
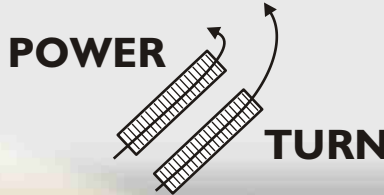
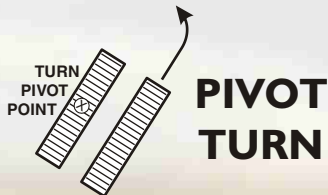
Hydraulic Drive 200FPM  
Width - 36" Three Ply Belt  
Slider Bed Under Jaw  
Rubber Lagged Head Pulley  
Winged Tail Pulley  
Skirt Board Out From Jaw  
Enclosed Tubular Adjuster  
Slider Bed Under Magnet  
48" Magnetic Separator

### ENGINE

Cummins® Tier II  
8.3 Liter 265hp  
Mechanically Controlled  
Six Cylinder Turbo-Charged  
REPTO - Hydraulic Motor Drive  
Two Stage Donaldson Air  
Cleaner w/ Turbo II Precleaner  
Quiet Muffler - Rain Cap  
12-Month Warranty

### IMPACT CRUSHER

Size - 102x115  
Balanced Rotor  
Three Rows of Blow Bars  
830lbs of Blow Bar Per Row  
Top Loading Blow Bars  
Hydraulic Hood Opening  
Chrome Moly 8.1" Shaft  
Heavy Duty Rotor



### SIZE

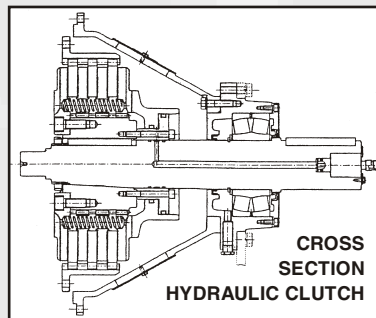
Weight 68,000 lbs  
Magnet Add 3,100 lbs  
Travel Height 11' 6"  
Travel Width 10'

### FEEDER

CEC 40" X 12"  
Grizzly Bars 60" Long  
Bolt In Adjustable Bars - 1 1/2" to 3 3/4"  
Bolt In Wear Liners  
Enclosed Dual Shaft Eccentric  
Drive Mounts On Eccentric Housing  
Individually Controlled Hopper Flairs  
Rear Loading Width - 9'  
Side Feed Width - 14'  
Under Grizzly Reject Chute  
Grizzly Side Reject Conveyor

### HYDRAULIC SYSTEM

Rear Engine Power Take Off  
Main Pump - Radial Piston Style -  
Operates Working Circuits  
Secondary Pump - Gear Pump -  
Operates Set Up Items  
Return Oil Filter  
Micronic Filler Screen  
Micronic Hydraulic Oil Tank Breather  
Oil Level Site Gauge



### TRACKS

Length Overall - 14' 9"  
Length Center to Center - 11' 10"  
Weight Per Sq Inch - 12.6lbs  
Triple Bar Grouser Pads  
Track Rollers Per Side - 8  
Top Track Support - Skid Plates  
Track Adjustments - Grease Gun

### CONTROLS

Tracks - Two Methods

1. Remote Radio Controls (optional)
2. Control Box w/ Track Paddles

Feeder

1. Manual On-Off And Speed
2. Radio Control On-Off And Speed (optional)

Hopper Flairs - Conveyors

1. Individual Mounted Valves  
Conveyors And Setup  
Manual Hydraulic



## Construction Equipment Co.



www.cecrushers.com

18650 SW Pacific Highway  
Tualatin, Oregon 97062  
(503) 692-9000  
Fax (503) 692-6220



Form 102115TM-B

Area Dealer